

New Zealand National Bridge Congress 2016

September 24th to October 1st

Daily Bulletin 2

25th September

Editorial Staff : Nick Jacob & Mark Hangartner

Welcome back to the teams from Wroclaw World Bridge Games



Women

Stephanie Jacob
Susan Humphries
Jenna Gibbons
Shirley Newton
Jenny Wilkinson
(missing Christine Gibbons)



Open

Mike Cornell
Ashley Bach
Matthew Brown
Michael Whibley

(missing Michael Ware
GeO Tislevoll)

Babich
100 YEARS
100 STORIES
NZB Bridge

The Daily Bulletin is extremely grateful to Babich Wines for their on-going sponsorship. Babich is a top quality New Zealand vintner.

Babich Wines has been voted amongst the world's **top 50 most admired wine brands** in a survey by Drinks International.



Do you want a customised numberplate

Val Gardiner is offering to sell this numberplate. Is 7NT vulnerable Redoubled a contract you want to remember, or dream of? She is asking for offers above \$300 and offering half of the amount to support youth bridge.

Do you have a hand for the bulletin?
Fill in a form, leave it somehow in one of these boxes.



Connect to Distinction Public Wireless, Wait to be redirected to the login page Then type the password "**spring2016**"

Congress Noticeboard

Enter events online. No queues, no fuss

Session Times for Sunday

NZ Pairs / Restricted Pairs: Qualifying 3 : 10am

Qualifying 4 : 2:15pm

"Even Homer Nods Award" - the expert who manages to make the biggest prat of him or herself by a masterpiece of inanity at the table. The experts DO nod in the most amazing ways – *please share their efforts with the world.*



The Del'Monte Award

Originally presented by Simon (Curly) Del'Monte this is presented annually for the most sporting act to come to notice at Congress. When you are recipient of an act of sportsmanship, *please tell us about it.*



Please contact the editors:

Nick Jacob

Mobile 0221969576, nickjjacob@gmail.com

Mark Hangartner

Mobile 0277153987, nzbuletin@orcon.net.nz

Facebook (as a last resort) <https://www.facebook.com/mark.hangartner>



Text me if you have a great hand and I will be incredibly grateful.

CONGRESS EVER PRESENTS

1986-2016

Peter Benham
Patrick Carter
Gary Duncan
Arie Geursen

Lynne Geursen
Gary Hanna
Heini Lux
Bruce Marr

Merle Marr
Lorraine Stachurski
Jeff Thompson
Ngaamo Thomson

Congratulations Gold Grandmasters



**Lorraine
Stachurski**

Jenny Millington



Tom Jacob

Watching the Open Pairs

The tight slam

15

Dlr: S
Vul: N-S

♠ A62	♠ 9743	♠ J85
♥ 4	♥ KQ1073	♥ J5
♦ 9843	♦ 5	♦ KJ76
♣ KQ532	♣ A86	♣ 10974

9	♠ KQ10	♣ ♦ ♥ ♠ NT
9	♥ A9862	N 2 2 6 5 2
16	♦ AQ102	S 2 2 6 5 2
	♣ J	E - - - -
		W - - - -

NORTH	EAST	SOUTH	WEST
		1♥	Pass
4♦	X	XX	Pass
4♥	Pass	4NT	Pass
5♠	Pass	6♥	=

The lead: 3♦

There's not much wrong with this slam except the spade situation.

At the table I watched declarer played a spade to the K, won by the Ace. After that declarer had little option but to finesse the J♠. I heard about other tables where some bidding by West strongly suggested he held the A♠.

The diamond lead provides a small extra chance. After two diamonds, pitching a spade, declarer can cash one trump and cross ruff the minors, ending in dummy. Now a spade is played towards the King. If West started with one trump and the ♠AJ doubleton, he would be endplayed after winning the Ace. If he ducks the spade, declarer can draw the last trump in dummy and play another spade towards his hand. If he misguesses and loses to a doubleton honour, the endplay would still come to his rescue.

The End of his Rubber

You know how it begins:

There was an old man of Cape Horn

Who wished that he'd never been born ...

We've all been there, but the first round of the rubber delivered a knock-out blow.

Playing with Murat Genc against Charles Ker and Wayne Burrows, we met fair winds first; but these changed to foul, so come board 28 (of 30), a new rubber beginning, we needed a few albatrosses to guide us to a safe passage.

Board 28 did not help. We pushed the opponents to 5♥, which came in on a finesse. Game to them and leaving us with two hands to play (if points were yards) literally a mile behind (at -1760 for those who remember pre-decimal distances). We now needed two large miracles – a brace of small slams, or a game to become vulnerable followed by a Grand Slam.

Board 29 offered a flicker of hope. An opponent opened 1♠; partner overcalled 2♦; and as my robust seven count consisted of A♦ and K♠, 3Nt was the only option. Making on a favourable switch, and a finesse on a combined 21 count. We were still alive and the winds had turned.

Final board, both vul, and now we were minus 1660 only. We alerted the opponents (totally legally, I'm now told) of a change to our bidding system; that all bids below the seven level were unconditionally forcing. And my partner, bless him (for once), opened 1♦ (Precision, 11-15), while I was still trying to count my 21 points. We were about to join the immortals.

Murat

♠J10

♥J753

♦AQ109xx

♣A

Chris

♠AKQ

♥AK108

♦K7xx

♣Q6

Having located the 4-4 fit, we were soon to 7♥, with a neutral spade lead. I played the A♥ (small, small), and took stock: I could finesse against the Q♥ (50%), or play to drop the her off-side (about 30%).

Time for a small digression upon theology and modern physics. This is the theory of the multi-universe, which translated into the present situation means that the Gods are having their laugh, whatever one does. So if I played for the drop, there would be Qxx onside, but if I finessed, doubleton Q offside. This is a Quantum version of Morton's Fork.

I finessed. It lost ... to Qx offside. Worse, post-match analysis indicated that 7♦ or 7NT had slightly better chances, provided that you cash A♣ early, as well as one round of hearts, three spades – then run the diamonds. The North hand (longer diamonds) leads his last diamond holding ♥J7, with ♥K10 and Q♣ in dummy as a menace. The East defender may not discard the K♣ so needs must discard a heart. In fact the cards were just so. Partner in 7♦ could well have got it right. He wasn't. I didn't. Ah well it gives new poignancy to the old limerick:

He wouldn't have been

If his father had seen

That the end of his rubber was torn.

Then again, if I'd never been born there'd have been no story to tell, perish the thought. I'm feeling a little better after all.

Chris Ackerley.

The Throw-in squeeze

Wayne Burrows

23

♠ AQ
♥ KJ62
♦ J76
♣ K742

♠ 73
♥ A753
♦ 542
♣ AQJ8

14
11 8
7

♠ J652
♥ 1084
♦ AQ8
♣ 1063

♠ K10984
♥ Q9
♦ K1093
♣ 95

Dlr: S
Vul: Both

NORTH	EAST	SOUTH	WEST
		Pass	Pass

1NT =
The lead: ♠9
After a logical set of plays with defenders starting with spades then going passive to prevent ♠J scoring.

Wayne Burrows engineered this four card ending:

♦54	♦J7	♠K
♣Q8	♣K7	♦K109
	♠J	
	♦A8	
	♣6	

He played K♣ hoping initially for clubs 3-3, then exited with his club which West must win. But East who could release 10♦ on K♣ was squeezed on the throw-in card.

SPEED DINNER MENU

Price: \$23.50 each item

Day One

- *Chicken Curry and rice with Naan bread*
- *Fish and Chips, side salad, tartar sauce*
- *Bangs and mash with gravy*

Day Two

- Roast chicken thigh, peas, mash and gravy
- Beef schnitzel (180grams) chips and gravy
- Penne pasta with bacon, mushroom, capsicums creamy tomato sauce

Day Three

- Roast pork, roast potatoes, honeyed carrots and gravy
- Beef lasagne, chips, and iceberg mixed salad
- Beef burger and chips (plus vegetarian)

Day Four

- Butter chicken rice and Naan Bread
- Spaghetti and meat balls with a tomato concasse sauce
- Steak and cheese pie, mash with butter peas and glazed carrots

All items come with an Ice Cream dessert

AGM report

A lively general meeting of NZ Bridge was attended by about 60 members. NZ Bridge Chairperson Arie Geursen highlighted the growth strategy including website improvements, the use of teaching material, and a promotional 30 second video being used in cinemas.

There was a frank discussion surrounding the financial priorities of NZ Bridge supporting international teams. The significant commitment of trialists who must play major NZ events, and whose sharing of costs, as well as the time and travel commitment was noted.



New initiatives were announced: the move to enable clubs to manage their own membership on the website, Noel Woodhall will be seeking grants available. A new document relating to codes of conduct should be available from the website in the next few months.

There was general discussion on governance. NZ Bridge endeavours to meet the changing responsibilities of the not-for-profit sector especially those to guard employee privacy while maintaining as transparent an environment as possible. Newsletters outlining board activities are being looked at rather than board minutes are being proposed. Arie assured the meeting that reviewing governance was a regular event and that plans for restructuring were at a very preliminary stage with no timetable in place.



Profile on Lindsay Reid

Lindsay began playing bridge in 1951. He was one of the founders of the Te Aroha club in 1953 along with Connie and Jack Jacob, and Laurie and Elsie Mackie.

Three of the Jacob family were playing in Wroclaw recently, Stephanie in our Women's team, Tom and Nick in the unlucky Mixed team.

One of Lindsay's memories from early days is of the marital discord occasioned by Laurie passing Elsie's Ace asking bid. He suggests their bed was not shared that night.

LUNCH MENU

PRICE: \$12 PER PERSON



Burger Bar

Beef Patties

Hoki Fry Fillets crumbed

Burger Buns (toasted)

Fillings


- Sliced tomato
- Sliced beetroot
- Grated cheese
- Sliced red onion
- Grated carrot
- Sliced lettuce
- Red and green cabbage mixed with mayonnaise
- Sliced cucumbers

Sauces

- Mayonnaise
- Tomato sauce
- Honey mustard sauce
- BBQ Sauce

LUNCH MENU

PRICE: \$12 PER PERSON



Sandwich Bar

Roast beef sirloin (Hot carvery)

Ham on the bone (Hot carvery)

Home baked bread

Fillings

- Sliced tomato
- Sliced beetroot
- Grated cheese
- Sliced red onion
- Grated carrot
- Sliced lettuce
- Red and green cabbage mixed with mayonnaise
- Sliced cucumbers

Sauces

- Mayonnaise
- Tomato sauce
- Honey mustard sauce
- BBQ Sauce

Are you registered on the **NZBridge** website ?

If Yes

- do you want to receive notifications from the Congress team for when results have been posted and other important messages during the week ?
- the go to your "MyNZB" and in the "Areas of Interest" section, make sure "Congress" has been ticked (as per the example below)

If No

- do you want to receive notifications from the Congress team for when results have been posted and other important messages during the week ?
- if so, click on LOGIN then complete your registration
- enter your number, then click on BEGIN (as per the example below)

NB: please take care to use your computer number. If you click BEGIN and find someone else's name on the screen, go back out and start again !

- Once registered, make sure you tick "Congress" in the "Areas of Interest" section.

Have a great Congress and keep informed at: <http://www.nzbridge.co.nz/>

NZ Open Pairs

Rank			Session1	Session2	Session All
1	Michael Whibley	Matthew Brown	58.64	65.47	124.11
2	Richard Solomon	Gary Chen	54.65	68.59	123.25
3	Peter Hollands	Tony Nunn	61.3	61.32	122.62
4	Leo Lin	Clair Miao	57.79	61.36	119.14
5	Lorraine Stachurski	Mindy Wu	56.1	62.07	118.17
6	Martin Löfgren	Daniel Skipper	62.51	55.65	118.16
7	Simon Hinge	Justin Howard	66.57	51.46	118.04
8	Michael Courtney	Rosie Don	54.44	61.89	116.33
9	Murray Wood	Rachelle Pelkman	54.65	61.52	116.17
10	Grant Jarvis	Ian Berrington	56.05	59.99	116.05
11	Elizabeth Fisher	George Masters	58.12	57.77	115.89
12	Alan Grant	Anthony Ker	62.42	53.12	115.53
13	Rodrigo Garcia Da Rosa	Jane Lennon	59.09	55.83	114.93
14	Vanessa Brown	William Jenner-O'shea	58.24	56.14	114.38
15	Jeter Liu	Dong Huang	51.52	61.68	113.2
16	Michael Cornell	Ashley Bach	62.84	50.01	112.85
17	Douglas Russell	Chris Ackerley	51.64	61.05	112.68
18	Ed Barnes	Chris Mulley	53.82	58.67	112.49
19	Carlos Pellegrini	Val Gardiner	58.88	53.47	112.35
20	Nick Jacob	James Coutts	56.58	55.3	111.88
21	Lindsay Glover	Moss Wylie	51.64	59.74	111.37
22	Liam Milne	Nye Griffiths	50.9	59.87	110.77
23	Gary Foidl	Brett Glass	58.17	52.36	110.52
24	Herman Yuan	Yuzhong Chen	48.01	62.04	110.04
25	Patrick Carter	Julie Atkinson	49.81	59.44	109.25
26	Lynne Geursen	Rachael Goffin	54.91	54.01	108.93
27	Martin Doran	Joan Butts	51.28	57.38	108.66
28	Cassie Morin	Liz Mcneill	54.49	54.12	108.61
29	Matthew Raisin	Simon Brayshaw	56.27	52.24	108.51
30	John Evitt	Ira Garrison	57.5	50.82	108.33
30	Kenneth Yule	Alan Turner	59.12	49.21	108.33
30	Jeff Miller	Graeme Stout	62.99	45.34	108.33
33	Brian Mace	Tom Jacob	52.4	55.86	108.25
34	Susan Humphries	Steph Jacob	53.96	54.16	108.13
35	Mayumi Katagiri	Takako Fujimoto	51.04	57.02	108.06
36	Frances Sheehy	Anne M Mcgregor	57.08	50.78	107.86
37	Russell Dive	Gary Duncan	59.07	48.58	107.65
38	Samuel Coutts	Sam Bailey	60.38	47.07	107.45
39	John Kruiniger	Mehboob Chiba	61.35	46.08	107.42
40	Gilles Josnin	Hervé Cheval	55.15	52.09	107.24
41	Brian Cleaver	Peter Benham	60.21	46.58	106.79
42	Glenn Coutts	Blair Fisher	49.34	57.22	106.55
43	Jo Simpson	Sam Simpson	51.47	54.89	106.36

44	Charles Ker	Wayne Burrows	52.97	53.12	106.09
45	Ian Clayton	Noel Woodhall	50.28	55.68	105.97
46	Bob Lawrence	Ann Woodhead	53.02	52.92	105.94
47	Steve Boughey	Andrew Tarbutt	56.79	49.07	105.86
48	Owen Camp	Anisia Shami	55.01	50.72	105.73
49	Neil Stuckey	Barry Palmer	46.42	59.25	105.67
50	John Patterson	Murat Genc	53.68	51.51	105.19
51	Shirley Newton	Jenny Wilkinson	61.09	43.91	104.99
52	Tania Brown	Neill Ruddell	56.65	48.26	104.91
53	Russell Watt	Nola Clark	50.64	54.12	104.76
54	Pavla Fenwick	Max Morrison	47.93	56.81	104.75
55	Peer Bach	Setsuko Lichtnecker	56.27	48.44	104.71
56	Hank Ping	June Lei	49.19	55.09	104.28
57	Jim Wallis	Bill Nash	50.78	53.46	104.24
58	Chris Dibley	Michael Seldon	54.56	49.41	103.97
59	Sarah Garland	Laura Stephen	47.13	56.7	103.83
60	Steve Gray	Lindsey Guy	50.02	53.74	103.77
61	William Liu	George Sun	52.9	50.33	103.23
62	Barry Jones	Jenny Millington	51.9	50.82	102.72
63	Timothy Schumacher	David Skipper	49.45	53	102.46
64	Margaret Perley	Paul Freeland	53.68	48.72	102.4
65	Kate Davies	Anne Somerville	47.08	55.23	102.31
66	Andrew Peake	Wendy Ashton	47.65	54.48	102.13
67	Nikolas Mitchell	Bradley Johnston	52.8	49.32	102.12
68	June Glenn	Alan Hamilton	50.59	51.42	102.02
69	Bob Hurley	Evelyn Hurley	52.04	49.91	101.95
70	Philip Beale	Michelle England	54.77	47.14	101.92
71	Jane Skipper	John Skipper	49.07	52.63	101.71
72	Patrick D'arcy	Graeme Norman	49.26	52.27	101.54
73	Patrick Kennedy	Geoff Norris	47.7	53.55	101.25
74	Karen Harris	Dean Sole	53.7	47.11	100.81
75	Marilyn Jackson	Greg Buzzard	46.63	54.17	100.8
76	Trevor Robb	Geoff Eyles	48.34	52.33	100.67
77	Paula Gregory	Michael Johnstone	53.16	47.48	100.64
78	Sylvester Riddell	Mark Robertson	48.79	51.63	100.42
79	Vicki Bouton	Ella Pattison	48.88	50.97	99.86
80	Cynthia Clayton	Judy Mcleod	49.55	49.9	99.45
81	Richard Lapthorne	Neil Hawkins	52.14	47.29	99.42
82	Peter McCaskill	Jeff Thompson	43.68	55.72	99.4
83	Harry Shepherd	Tony Winters	49.03	50.31	99.34
84	Kate Terry	Judy Pawson	48.72	50.5	99.22
85	Tom Winiata	Tom Henwood	46.44	52.76	99.19
86	Graham Wakefield	Mike Pemberton	46.32	52.83	99.15
87	Peter Collinge	Cecile Gyde	45.94	53.08	99.02
88	Chris Turner	Ian Brash	45.73	53.15	98.88
89	Rebecca Osborne	Sita Monaghan	50.36	48.34	98.7

90	Pam Bannatyne	Judith Nicol	56.7	41.82	98.52
91	Oliver Hoffmann	Jeffrey Luh	51.69	46.79	98.48
92	Johanna Perfect	Hamish Brown	49.83	48.61	98.44
93	Jamie Thompson	John Davidson	42.78	55.62	98.4
94	John Cormack	David May	50.45	47.59	98.04
95	Robert Poulgrain	Peter Ramsey	47.44	50.45	97.89
96	Heini Lux	Alan Dick	53.28	44.55	97.82
97	Jerry Chen	James Yang	45.61	52.12	97.73
98	Ken Dawson	Verna Brookes	49.07	48.42	97.49
99	Nico Ranson	Chris Rhodes	52.18	44.8	96.98
100	Colin Carryer	Sandra Calvert	49.57	47.33	96.91
101	Stephen Brookes	Adrienne Kelly	49.15	47.43	96.57
102	Barbara Fechney	Pamela Dravitzki	47.89	47.68	95.57
103	Alister Stuck	Russell Wilson	50.55	44.96	95.5
104	John Wang	Alice Young	46.58	48.73	95.31
105	Gina Hsu	Faisal Alam	47.67	47.51	95.18
106	Kieran Crowe-Mai	Bob Sebesfi	38.98	56.17	95.16
107	Kathy Ker	Murray McMillan	52.26	42.86	95.12
108	Trudy Lange	Rosemary Matskows	54.89	40.15	95.04
109	Hideko Takeuchi	Kotomi Asakoshi	53.25	41.54	94.79
110	Arthur Bennett	Gillian Bennett	41.71	52.95	94.66
111	David Appleton	Brad Coles	45.39	49.1	94.49
111	Charles McMahon	John McMahon	40.57	53.91	94.49
113	Alan Dawkins	Carolyn Black	46.23	48.1	94.33
114	Leslie Watt	Sue Spencer	47.44	46.81	94.25
115	Patsy Walters	Lee Walters	45.13	49.07	94.2
116	Tony Oberdries	Adrian Abraham	51.04	43.1	94.15
117	Suzie Braithwaite	Andrew Braithwaite	43.9	50.25	94.14
118	Anthony Hopkins	Alan Dormer	42.36	51.72	94.07
119	Dale Lacey	Robyn Freeman-Greene	43.78	50.21	93.99
120	Robin Young	Carolyn Wood	49.69	44.21	93.9
121	Noel Grigg	Kathy Yule	40.05	53.67	93.73
122	Martin Bloom	Peter Gill	47.96	45.32	93.28
123	Bill Humphrey	Jill Cottle	47.36	45.78	93.15
124	Phil Lennon	Fuxia Wen	45.37	47.53	92.9
125	Pam Crichton	Ross Crichton	53.58	39.13	92.72
126	Rona Driscoll	John Driscoll	40.34	52.36	92.69
127	Stephen Francks	Colin Roberts	49.81	42.76	92.57
128	Pat Oyston	Anita Thirtle	42.21	50.13	92.34
129	Andrew Liu	John McIntosh	44.97	47.31	92.28
130	Murray Phillips	Alan Geare	44.47	47.59	92.05
131	Amanda Smith	Anne-Marie Russell	48.05	43.98	92.03
132	Jana Bott	Raymond Cannell	47.25	44.66	91.91
133	Max Wigbout	Joan Waldvogel	46.65	45.24	91.9
134	Lucie Armstrong	Rodney Harris	46.39	45.43	91.82
135	Richard Grenside	Sue Grenside	46.18	45.3	91.48

136	Sandra Coleman	Chris Bolland	44.63	46.46	91.09
137	Stephen Goodman	Bruce Inglis	47.1	43.76	90.87
138	Carol Richardson	Andi Boughey	44.82	45.79	90.62
139	George Lo	Eric Glass	41.45	48.97	90.42
140	Merle Marr	Bruce Marr	46.34	43.77	90.11
141	Carol De Luca	Bev Henton	46.34	43.52	89.86
142	Verona Edlin	Vanshita Singh	45.96	43.54	89.5
143	Kevin Fan	Yang Wang	40.93	48.27	89.2
144	Sharon Stretton	Dave Mitchell	44.78	44.28	89.06
145	Rhondda Sweetman	Jane Snow	52.75	35.83	88.59
146	Jamie Zhu	Bob Wang	44.94	43.53	88.47
147	Mary-Ellen Newton	Dallas Dagg	41.76	46.58	88.35
148	Linda Lin	Malcolm Smith	47.79	40.42	88.21
149	Trish Downward	Mary Buckland	42.78	45.34	88.12
150	Julie Sheridan	Karen Martelletti	44.42	43.44	87.86
151	Susan Rowe	Cheryl Winsor	44.66	43.04	87.7
152	Roger Minchin	Carol Minchin	34.43	51.93	86.36
153	Annette Maluish	Andrew Mill	42.69	43.66	86.35
154	Heather Jared	Warren Johnson	46.72	39.57	86.29
155	Carolyn Yeomans	Jan Whyte	46.04	39.51	85.55
156	Ross Sherwood	Kevin King	45.87	39.27	85.14
157	Alan Parkes	Graham Stern	43.28	41.5	84.78
158	Pauline Andrews	Janet Barnard	43.71	40.54	84.25
159	Lorraine McArthur	Eleanor Morel	44.54	39.47	84.01
160	John Kearns	Doris Chapman	41.43	41.49	82.91
161	Tipa Goodwin	Ella Gray	37.54	45.12	82.65
162	Deborah Cooper	Paul Tomlinson	45.01	36.48	81.49
163	Pamela Glyn	Julian Glyn	35.78	44.63	80.41
164	Ngaamo Russell Thomson	Hone Thomson	42.66	31.66	74.32

The Henk Defence

22	♠ Q43
	♥ 963
	♦ AKJ83
	♣ 72
♠ 9765	
♥ Q875	
♦ 542	
♣ 95	
10	♠ J102
2 12	♥ AK4
16	♦ 107
	♣ AKJ83

Dlr: E
Vul: E-W

♠ AK8
♥ J102
♦ Q96
♣ Q1064

	♣	♦	♥	♠	NT
N	3	4	3	2	3
S	3	4	3	2	3
E	-	-	-	-	-
W	-	-	-	-	-

Andi Boughey

I won the heart lead then I ran the ♦10 which was ducked so I repeated the diamond finesse and then went off.

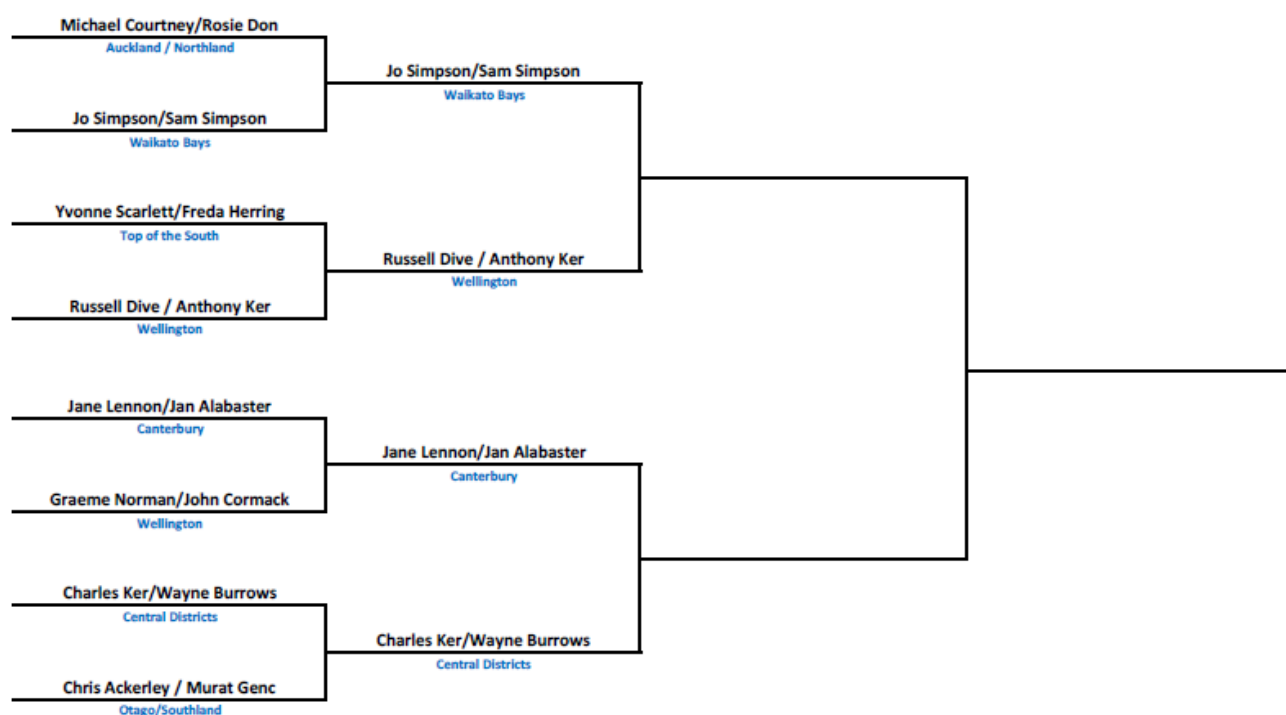
It was Hank Ping that played low on the diamond.

NZ Open Restricted Pairs

Rank			Session1	Session2	Session All
1	Peter Hensman	John O'Connor	58.53	58.07	116.6
2	Gwyneth Hopkins	Max Robb	53.37	62.57	115.94
3	John G P Kelly	Michael Neels	55.56	57.8	113.36
4	Pam Tibble	Malcolm Fry	60.12	52.18	112.3
5	Jena Robinson	Edward Roggeveen	47.95	64.02	111.97
6	Kevin Whyte	Clare Coles	53.24	57.8	111.04
7	Anthony Wilson	Dong Gao Bi	52.18	58.6	110.78
8	Phil Rutherford	Ray Curnow	58.93	51.72	110.65
9	Andrew Purves	Jenny Carr	54.23	56.22	110.45
10	Tereska Knap	Bridget Hannaway- Willcox	58.6	51.52	110.12
11	Anne Barrowclough	Deborah Tangney	54.03	55.89	109.92
12	Joey Chang	See-Lin Lee	49.67	59.92	109.59
13	Chris Collins	Sam Ward	55.56	53.9	109.46
14	Olive Dent	Len Dent	49.54	59.59	109.13
15	Jenny Delany	Susan Laurenson	57.34	50.79	108.14
16	Sulochna Humphrey	Paul Carson-Wenmoth	54.03	53.7	107.74
17	Lucy Schumacher	Matthew Schumacher	56.75	50.86	107.61
18	Ross Stewart	Elaine Rayner	52.31	54.89	107.21
19	Naomi Hannah Brown	Priscilla Bloy	53.24	52.78	106.02
20	Gillian Alexander	June Hughes	48.88	56.08	104.96
21	Diane Emms	Jane Stearns	53.17	50.93	104.1
22	Paul Hangartner	Tracey Lewis	52.91	50.6	103.51
23	Hank Hemmes	Hermann Hemmes	49.6	53.31	102.91
24	Michael Wilcox	Liz Wilcox	48.88	53.97	102.84
25	Freda Herring	Yvonne Scarlett	59.19	43.39	102.58
26	Michael Stuckey	Martin Reiss	46.76	55.56	102.31
27	Lynn Hall	Judith Bishop	53.44	48.15	101.59
28	Carol Joseph	Nicky Bowers	50.33	51.06	101.39
29	Sharon Simiona	Leah Andrews	47.75	53.57	101.32
30	Jenny Cooper	Jenny Pomeroy	51.46	49.27	100.73
31	Michelle Wintour	Dot Rapley	45.83	54.3	100.13
32	Pippa Foley	Allayne Kennedy	59.06	39.68	98.74
33	Pamela Skogstad	Suzanne Johnstone	52.98	45.63	98.61
34	Rosemary McLaughlin	Kay Robb	54.03	44.31	98.35
35	Terri-Ann Scorer	Alan Walpole	47.29	49.21	96.49
36	Sue Gibbons	Christine Yukich	47.22	49.21	96.43
37	Graham Young	Shirley Bain	54.5	41.87	96.36
38	Neil Beckett	Richard Andrew	53.11	42.72	95.83
39	Brian Sullivan	Brian Gallaher	52.78	42.33	95.11
40	Lynne Feather	Francey Rolls	48.48	46.56	95.04
41	Susan Scott	Haley Fenwick	45.37	48.88	94.25
42	Pam Butler	David Scarborough	41.07	52.84	93.92
43	Anna Kalma	Jacob Kalma	41.34	52.25	93.58

44	Rosemary Rolston	Natalie Chupin	49.34	43.85	93.19
45	Kerri Sherwood	Vera Verhaegh	53.64	39.42	93.06
46	Janet Howell	Chris Sutton	41.87	51.12	92.99
47	Nan Wehipeihana	Tani T Blackburn	46.23	44.64	90.87
48	Nicolette Bartoli	Wendy McEntegart	40.34	50.26	90.61
49	Lynne Fegan	David Brewer	42.39	48.02	90.41
50	Enid Trower	Chris Trower	41.8	48.54	90.34
51	Teresa Phillips	David Spencer	49.47	39.95	89.42
52	Marilyn Janmaat	Elwyn Beatson	45.3	43.98	89.29
53	Peter Grooby	Barbara Campbell	40.87	47.88	88.76
54	Deborah Greenway	Gilda Rowland	49.01	39.48	88.49
55	Kenn Winter	Pam Hancox	33.8	51.65	85.45
56	John Mitchell	Helen Barker	40.41	43.78	84.19
57	Robert Brown	Sue Brown	46.83	32.34	79.17
58	Lanell Monreal	Heather Robertson	38.1	36.57	74.67

NATIONAL RUBBER BRIDGE COMPETITION - 2016





6th, 7th & 8th January 2017

At the Civic Centre, Cnr Mary and Queens Streets, Thames.

Date	Time	Event	Per event fee
Friday 6 th Jan	7:30 pm	Walk In Pairs (session 1) - 3A	\$25 pp
Saturday 7 th Jan	10:00 am	John Eldridge Teams - 5A	\$45 pp
	7:30 pm	Walk In Pairs (session 2) - 3A John Eldridge Teams Final	
Sunday 8 th Jan	9:30 am	Barclay Open Pairs - 5A	\$40 pp
	10:00 am	Multigrade Pairs - 8B	\$35 pp
Entry fee for all Events – Open: \$85 pp (includes Walk In Pairs)			
– 5A Teams & Multigrade: \$80 pp (includes Walk In Pairs)			

Multigrade Pairs

For Junior, Intermediate and Open Players as an alternative to playing in the 5A Open Pairs
For pairs with less than a combined total of 100 A-Points

John Eldridge Teams

Prizes for top 4, some lower finishing teams, best Intermediate/Junior Team

Catering: continuous tea/coffee. Lunch is included on both days .


To enter: Go to the Region's website <http://www.waikatobays.bridge-club.org/entries>

To pay: Please send to the WBBR account: 02-0316-0391351-001 with your name and event in the Reference fields.

If paying by cheque – please make it out to "NEW ZEALAND BRIDGE INCORPORATED"

Entries AND payments received by Thursday 15 December are guaranteed entry.

All additional communication to secretarywbbc@gmail.com



Babich 100 YEARS 100 STORIES

A century of fine winemaking deserves more than one story. To celebrate our centenary, we're sharing 100 stories which have shaped our family's 100 years of innovation, achievement and winemaking excellence.

Discover our stories at
babichwines.co.nz/100stories

Babich
NEW ZEALAND WINE
SINCE 1919

