

NZBridge

1. Welcome
2. Roll Call & Apologies
3. Confirmation of Minutes – 2017 AGM held 30th September 2017
4. Annual Report for the year ended 31st March 2018
5. Audited Financial Statements for the year ended 31st March 2018
6. Appointment of Auditor
7. Constitution Review Update
8. Life Memberships proposed by the Board
 - Alan Turner
 - Robin Young
9. General Business

Annual Report

Allan Morris



Financial Report

Greg Whitten



For the year ended 31 March 2018

	Note	2018 \$	2017 \$
Levies (net)	2	208,349	245,570
Masterpoints (net)	2	248,602	213,194
Levies & Masterpoints		456,951	458,764
Regional committees' surplus	1	21,180	19,354
Congress surplus	1	27,501	16,965
Sundry income	3	638	296
Interest received		9,845	10,925
		59,164	47,540
Gross surplus		516,115	506,304
Expenses			
International (net)	4	123,026	118,546
Inter-provincial (net)	5	22,936	34,031
Grants and bridge activities	6	30,675	76,034
Administration	7	274,080	266,713
Depreciation and amortisation	10	2,457	2,702
Total expenses		453,174	498,026
Net surplus for the year		62,941	8,278

Statement of movements in equity

For the year ended 31 March 2018

	2018 \$	2017 \$
Accumulated funds at the beginning of the year	724,703	716,425
Net surplus for the year	62,941	8,278
Equity at end of year	787,644	724,703

As at 31 March 2018

	Note	2018 \$	2017 \$
Equity	11	787,644	724,703
Current Assets			
Cash and bank balances	12	390,015	312,961
Accounts receivable		80,266	68,152
GST receivable		-	17,017
Prepayments		698	22,047
Short term investments	13	337,150	315,113
		808,129	735,290
Non Current Assets			
Plant and equipment	14	20,574	26,430
Website development	15	-	2,233
		20,574	28,663
Total Assets		828,703	763,953
Current Liabilities			
Accounts payable		30,983	39,250
GST payable		10,076	-
Total Liabilities		41,059	39,250
Net Assets		787,644	724,703

Notes to the financial statements

1	Regional committees	2018 \$	2017 \$
	Income		
		140,418	144,219
	Less expenses		
		119,238	124,865
	Surplus	21,180	19,354

Notes to the financial statements

1 Congress	2018	2017
	\$	\$
Income	185,707	187,961
Less expenses	158,206	170,996
Surplus	<u>27,501</u>	<u>16,965</u>

Notes to the financial statements

2 Levies & Masterpoints	2018	2017
	\$	\$
Masterpoints		
Income	266,363	257,438
	<u>266,363</u>	<u>257,438</u>
Less: Distribution to Regional Committees		
	<u>17,761</u>	<u>44,244</u>
Net masterpoints income	<u><u>248,602</u></u>	<u><u>213,194</u></u>
3 Sundry income	2018	2017
	\$	\$
Regulations income	638	296
	<u><u>638</u></u>	<u><u>296</u></u>

Notes to the financial statements

4 International expenses	2018	2017
	\$	\$
	123,026	118,546
5 Inter-provincial expenses (net)	2018	2017
	\$	\$
	22,936	34,031
6 Grants and bridge activities	2018	2017
	\$	\$
	30,675	76,034

Notes to the financial statements

7	Administration expenses	2018	2017
		\$	\$
		274,080	266,713
8	Organisation restructure costs	2018	2017
		\$	\$
		-	11,280
9	Special projects	2018	2017
		\$	\$
		12,892	-

10 Depreciation and amortisation

		2018	2017
		\$	\$
Plant and equipment	NZ Bridge	2,457	2,702
	Congress	6,752	8,890
	Regional committees	822	1,226
		10,031	12,818
Depreciation from other trading accounts		(7,574)	(10,116)
Total depreciation		2,457	2,702
Amortisation of website development		2,233	2,233
Amortisation from other trading accounts		(2,233)	(2,233)
		2,457	2,702

Notes to the financial statements

For the year ended 31 March 2018

Accumulated funds

Balance brought forward

Net surplus for the year

	\$	\$
Balance brought forward	724,703	716,425
Net surplus for the year	62,941	8,278
	<u>787,644</u>	<u>724,703</u>
	<u>787,644</u>	<u>724,703</u>

12 Cash and bank balances

Bank Account Balances

	2018 \$	2017 \$
BNZ - NZ Bridge main cheque account	4,492	2,504
BNZ - NZ Bridge main call account	248,564	177,655
BNZ - OS Bridge Congress	2,681	2,510
BNZ - NZ Bridge Congress account	2,756	507
BNZ - NZ Bridge EUR Foreign currency account	307	-
BNZ - Auckland 00	208	379
BNZ - Auckland 25	19,155	18,332
BNZ - Canterbury 00	5,953	1,026
BNZ - Canterbury 25	506	17,132
BNZ - Central Districts 00	13,257	13,180
BNZ - Central Districts 25	10,451	10,438
BNZ - Otago/Southland 00	11,140	4,638
BNZ - Otago/Southland 25	7,695	7,685
BNZ - Top of the South 00	4,460	4,853
BNZ - Top of the South 25	5,810	5,802
BNZ - Waikato/Bays 00	4,872	1,829
BNZ - Waikato/Bays 01	1,229	3,042
BNZ - Waikato/Bays 25	6,003	8,939
BNZ - Wellington 00	19,069	11,130
BNZ - Wellington 25	21,407	21,380

Total Cash and bank balances

390,015

312,961

13 Short term investments

	2018	2017
	\$	\$
BNZ - Waikato/Bays Term Deposit	13,566	13,154
ANZ - NZ Bridge Term Deposit	295,459	285,834
TSB - Wellington Term Deposit	16,125	16,125
BNZ - Canterbury Term Deposit	12,000	-
Total Short term investments	337,150	315,113

14 Plant and equipment

	Cost	Depreciation Charged	Accumulated Depreciation	Closing Book Value
	\$	\$	\$	\$
Plant and equipment 2018				
NZ Bridge	54,403	2,457	49,215	5,188
Congress	115,886	6,752	102,170	13,716
Regional Committees	8,996	822	7,326	1,670
Total Plant and equipment	179,285	10,031	158,711	20,574

	Cost	Depreciation Charged	Accumulated Depreciation	Closing Book Value
	\$	\$	\$	\$
Plant and equipment 2017				
NZ Bridge	52,244	2,702	46,758	5,486
Congress	113,871	8,890	95,418	18,453
Regional Committees	8,996	1,226	6,504	2,492
Total Plant and equipment	175,111	12,818	148,680	26,431

Further information can be found in the supplementary schedule Statement of plant and equipment included at the back of this annual report.

15 Website development

Website Development

Cost

Accumulated amortisation

Net book value

Congress Website

Cost

Accumulated amortisation

Net book value

Total website development

	2018	2017
	\$	\$
Cost	19,825	19,825
Accumulated amortisation	(19,825)	(19,825)
Net book value	-	-
Cost	6,700	6,700
Accumulated amortisation	(6,700)	(4,467)
Net book value	-	2,233
Total website development	-	2,233

16 Capital Commitments / Contingent Liabilities

There are no capital commitments or contingent liabilities as at 31 March 2018 (2017:Nil).

Constitution Review

Current Status as at September 2018

John Skipper



Work Completed in 2017

Starting with the election of a new Board in April 2017, the need to revise and update the Constitution was given priority status. A sub-committee was appointed and the review process commenced.

The most pressing issues were:

- The means by which remits can be presented, lowering the threshold to make this a viable process.
- The ability of Clubs to force a Special General Meeting was included.
- The ability of the Board to replace a Board member between elections was changed to agreement by majority vote.

These changes were voted on at last year's AGM. The details of the changes made are in the minutes tabled as part of this meeting. The changes have been duly lodged with the Registrar of Incorporated Societies and are now in place.



New Sub-Committee Appointed in 2018

Following retirements from the Sub-Committee and Board changes at the 2018 elections, the Sub-Committee has been reconvened as follows:

Russell Wilson – Chairman

Tony Thomson, Alan Dormer, Alister Stuck (Secretary), John Skipper (Board Liaison), Alan Morris (ex Officio).

Terms of reference have been reconfirmed with the Board and work is underway.



Regional Conference 2018

The first document produced was a discussion document, presented at the Regional Committee Annual Conference in July 2018. This identified six areas for discussion at the conference and submissions to be made against.

The six topics follow, in brief.



1. The Role of the Board

- Governance
- Responsibility for statutory obligations
- Operational responsibility for:
 - The international programme
 - National Congress (via an operational sub-committee)
 - Development and implementation of projects of national importance – e.g. marketing programs, teaching initiatives, etc
 - Conduct, Discipline and Disputes (involving the Chief Recorder where appropriate)
- Operational oversight of:
 - The tournament programme (via the Chief Director)
 - The Masterpoint Scheme
 - Ongoing projects of national importance (once implemented)



2. The Annual Subscription Levy

- The Annual Levy should be determined at the AGM upon the recommendation of the Board.

3. Timing & method of election of Board Members & Chairperson

- Postal voting versus elections at the AGM
- Election of the Chair by the Board or by election as now
- The staggered three year terms
- The ability to balance the Board with special appointments to supplement elected members.
- The ability to remove a Board or Board members if required.



4. Limitation of 9 years' service as Board Member or Chairperson

- What is the maximum tenure on the Board (currently nine years)

5. Powers of Employment (i.e. Secretary, other)

- The Constitution should grant the Board power to employ as necessary without being restricted by, and by removing reference to, prescribed titles (i.e. Chief Executive).



6. Regional Committees

The role and functions of Regional Committees and specifically:

- How are they elected
- How are they funded
- How do they fit in with the Board
- Should meeting frequency and AGM frequency be prescribed.



Submissions received

There were significant discussions on some of the points above. Written submissions were received from some Clubs. All contributions were positive and constructive.

On this basis the Sub-Committee felt they had enough to get to work on. The process of drafting the document is underway.

Originally there was some hope of having a final document ready at this year's AGM. That has proved to be unrealistic. The following timeframe and stages is what is anticipated at this stage.



The Plan

The plan is to develop the Constitution in several steps.

- The Sub-Committee will complete the drafting work on the new Constitution over the next week or two. This document will be Committee Draft 1 (CD1) and intended for the Sub-Committee only.
- Once the Sub-Committee is happy with the document, through a series of meetings and discussions, then an updated document will be produced by the end of 2018: CD2.
- CD2 will be presented to the Board, as owner of the project for their review and discussion. Hopefully changes will be minor but once there is consensus at this level, the document will become a Draft Constitution.
- The Draft will be widely circulated, to all Clubs and Regional Committees and be available on the internet. Target date is end of Q1 2019. Feedback will be sought.
- The Final Draft Constitution will be produced after submissions. This will be the document available in good time for the AGM in 2019 for voting on and adoption as the new Constitution of NZ Bridge.



Honorary Life Membership

Alan Turner & Robin Young



Alan Turner - QSM



Robin Young

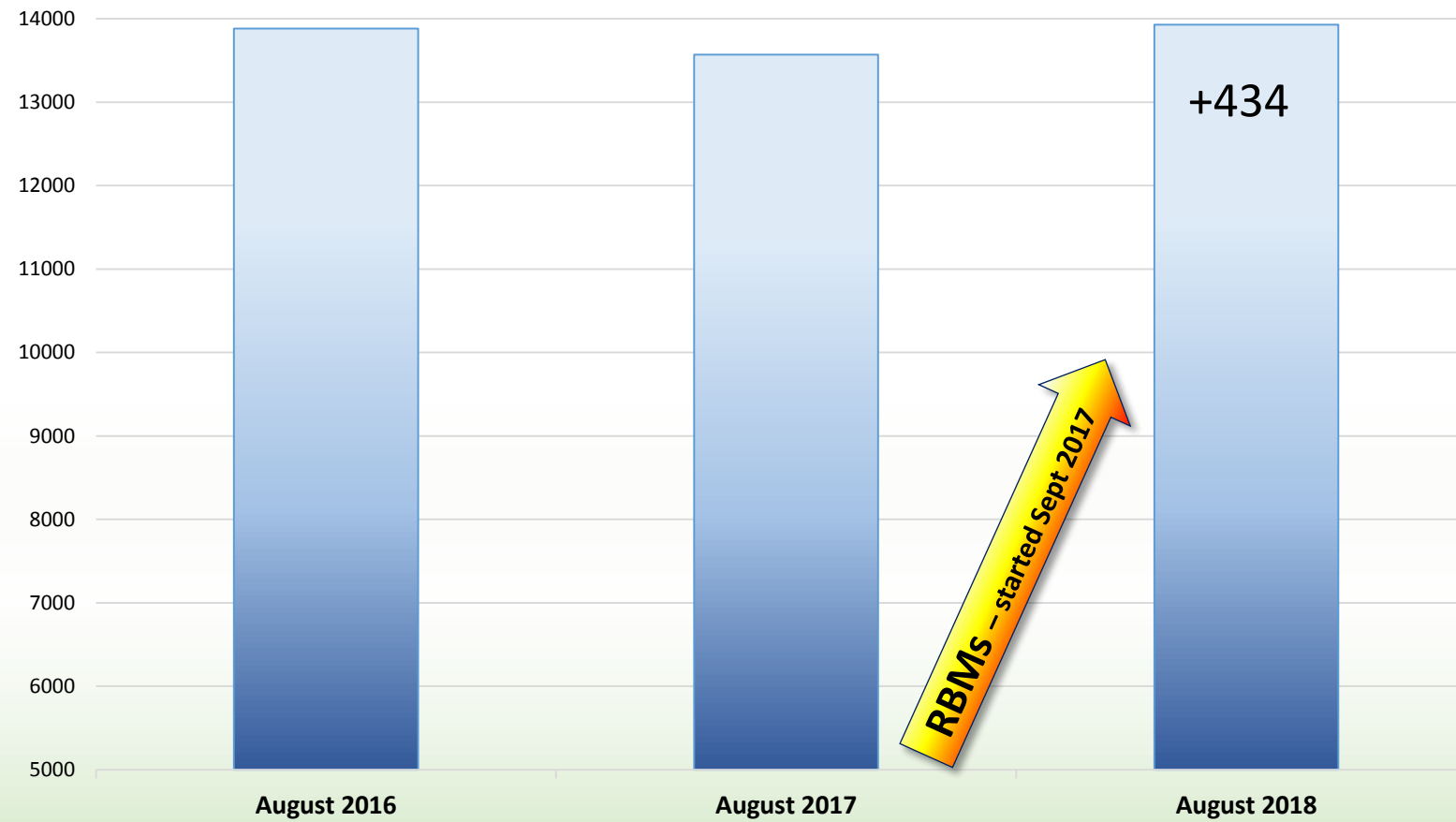


Regional Bridge Mate Project Update

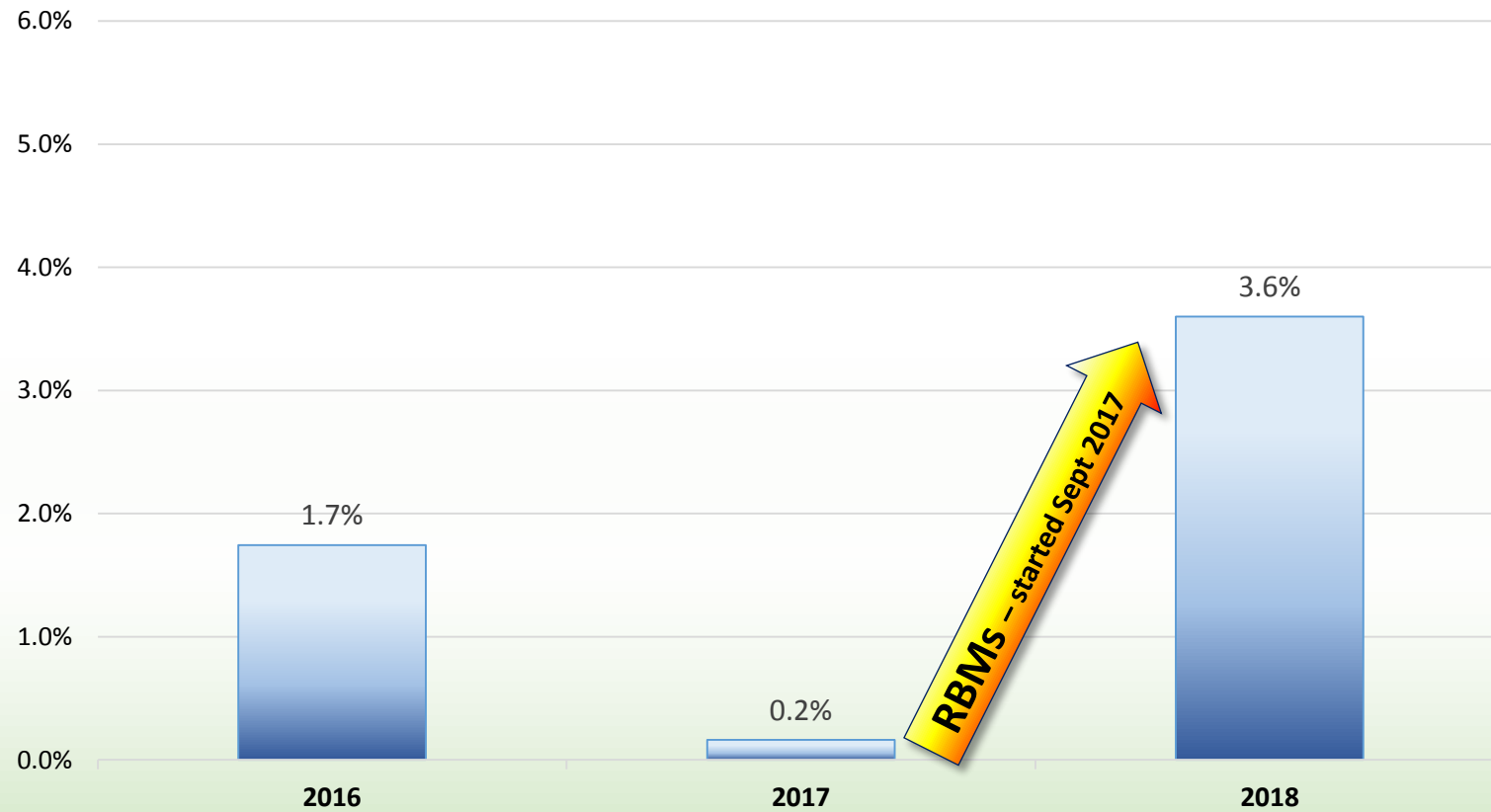
Jane Stearns



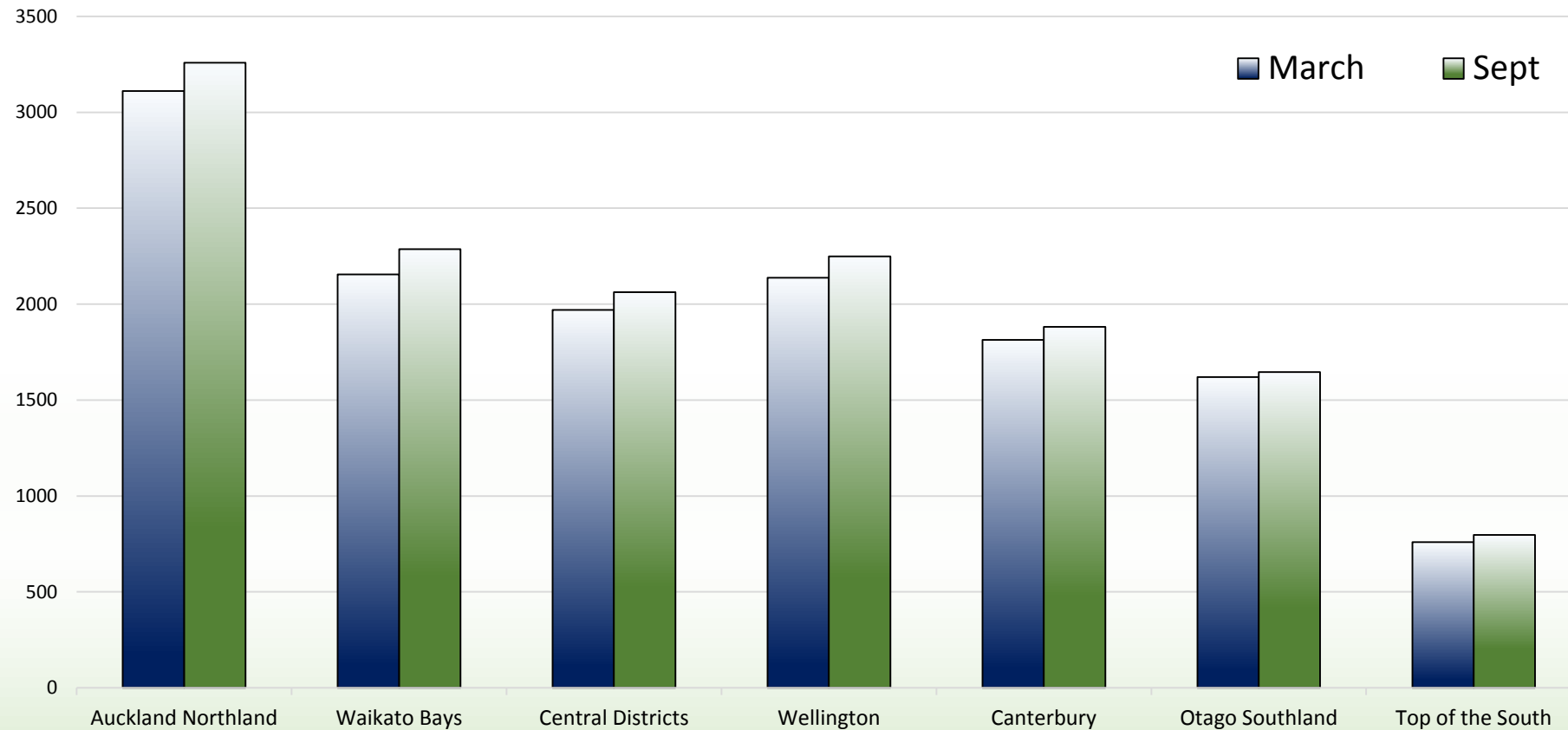
Bridge Players 2016 - 2018



Increases between April and August



Bridge Players by Region - 2018



100 new students in the 15 RBM supported clubs in 2017

178 in 2018 = 78% increase

Support to 20 clubs in Year 2 of project

One-third of affiliated clubs should be given support by end of Year 2


RBM's have worked to increase Intermediates taking part in the InterProvincials

108 Intermediates trialled in 2017

164 in 2018 = 52% increase



1 January to 20 September 2018



Regional projects:

- Tournament promotion
- Sunday afternoon social mini-tournaments for beginners from lessons
- Re-affiliation of non-affiliated clubs
- Regular news items to local newspapers
- Region wide radio campaigns to advertise lessons
- Co-ordination of learning opportunities



NZBridge

2.2% increase in player numbers nationwide compared to the same time last year.

Just gone over 14,000 members – 14,185 as at 1.9.2018

Currently – we are a GROWING sport

Review of project is continuing



Update

Alister Stuck

