

2023 CONGRESS BULLETIN

Bulletin 4, September 25, Mercury Baypark

Submissions to sleksix@gmail.com

Jennifer Beecroft, Felicity Hannay, Christina Hyde and Cathy Carroll



On leaving the venue last night, I witnessed these lovely girls diligently going through the hand records. "What a great publicity shot for NZ Bridge", I thought.

When I got closer, I recognised Felicity Hannay, daughter of Dr. Nigel Hannay, a great of Auckland bridge. Nigel partnered Bruce Bell, "the grand old man of NZ bridge." Felicity's mother Shirley, an elegant woman, was also a keen player, and I enjoyed seeing her most weeks partnering Nigel.

To my surprise and joy, Cathy Carroll recognised me from my training college days in the mid-seventies. Cathy is the daughter of the late John and Den Carroll. John was a great worker for the Auckland Bridge Club. John and Den, a mad keen player, lived above me when I lived in *Endymion*, a postwar flat in Remuera Rd, Newmarket. Den and I were great pals; I admired her bohemian ways and her indomitable spirit. Living with her as a close neighbour enriched my 20s. Richard Solomon noted that she was admired for never criticising her partners, something many of us could take note of.

Jennifer and Christina took out the Novice Pairs with nearly a 70% score. All four are members of Waiheke Bridge Club

The phoenixes arise

Mighty international pair Ashley Bach - Michael Cornell must have scared the pundits when they barely scraped into the semi final of the NZ Open Pairs, coming in 50th in the qualifying.



However, like great champions, by Sunday they had risen to the top of the leader board, meaning they were in pole position for the final. They scored 60.5% in Round 1, to be in second place, just a few matchpoints behind Blair Fisher - George Masters on 60.8%.

Board 25	♠ J432 ♥ 74 ♦ QJ7 ♣ 10754	Dir: North Vul: EW
♠ AK106 ♥ AKQ86 ♦ --- ♣ KQJ2		♠ Q9 ♥ 2 ♦ A98632 ♣ A863
	♠ 875 ♥ J10953 ♦ K1054 ♣ 9	

<i>West</i>	<i>North</i>	<i>East</i>	<i>South</i>
Dunn	JSimpson	Marsland	S Simpson
	pass	3♦	pass
3NT	all pass		



Pam Marsland decided this was the time for a diamond pre-empt. It made it hard for partner to

envisage that a slam in clubs was where he should be headed.

1♦ openings, however, gave West instant slam aspirations, and while 7♣ is makeable, the 4-1 club split meant that the three declarers in 7♣ had to play carefully to score +2140. Well done to Liam Milne - James Coutts, Blair Fisher - George Masters and Mike Doecke - Adam Kaplan.

In the NZ Pairs Plate, two pairs reached 7♣, only one pair succeeding. Well done to Fiona Temple - John Kruiniger.

To show or not to show

You have opened 4♠ with ♠AKJ97532, ♥5, ♦J6, ♣84.

Partner applies Key Card. Do you show two with the queen, or do you tell the truth?

Telling the truth is best when this is the full deal:

Board 3	♠ 6 ♥ K9 ♦ AKQ53 ♣ AKJ63	Dir: East Vul: all
♠ Q84 ♥ 107432 ♦ 9 ♣ Q1052		♠ 10 ♥ AQJ86 ♦ 108742 ♣ 97
	♠ AKJ97532 ♥ 5 ♦ J6 ♣ 84	

The salient point is:

Do you have anything you haven't shown?

A 4♠ bid traditionally shows eight spades or sometimes a two-suiter with something like a 7-4 shape.

If partner is expecting you to hold eight spades then you must tell the truth.



Nan Wehipeihana

Nan stumbled across bridge when she was looking to play Mah Jong, but bridge was all that was available locally. She took lessons at the Kapi Mana Bridge Club, Tawa, Wellington in 1991 and learnt Goren. Nan says, “There was a small group of us from the lessons that got together weekly over a few beers and wines to discuss hands and to play.”

Nan joined the Wellington Club in 1995 or 1996 so she could play with a friend who had moved there. She enjoyed the social and fun aspects but said that her friend’s group were all highly competitive. “I like the competitive nature of bridge and the opportunity to test yourself against the rest of the room. The analytic aspect appeals, as well as working through what-if scenarios.”

Nan then took a break from bridge for about 10 years to set up a specialist Kaupapa Māori research company. She travelled extensively for work, which made playing regularly at the club difficult. In 2018, Nan moved to Levin and is now a member of the Levin and Ōtaki bridge clubs, but Wellington Bridge Club remains her home club. “I

like the convenience and accessibility of online bridge but playing at the clubs and in-person tournaments is where lasting friendships have been made.”

Nan is an enthusiastic promoter of the game, commenting that, “My iPhone is almost a personal appendage and I like to promote the game by taking pictures at bridge events and posting them on Facebook.” Outside of bridge, Nan likes to read mystery, thrillers and urban fantasy and she is involved in marae and iwi activities.

Worthy winners

A hearty congratulations to Mike Cornell and Ashley Bach for their performance in winning the 2023 NZ Open Pairs



Marrakech earthquake

Thanks to Julian Foster for bringing us this update on the experiences he and Jenna Gibbons faced on their recent trip to Marrakech, the most recent international foray for NZ teams and pairs.

Although I know many Kiwis are far more familiar with earthquakes than I am, quite a few people have asked us about our experience being in the centre of Marrakech during the recent one there.

We were right at the end of a guided Morocco tour (with Intrepid Travel) which we had started shortly after Jenna finished playing in the world championships.

Jenna has already done quite a detailed email so I won’t repeat all that here except to say we were almost asleep in our room on the third floor of an old hotel building close to the central square in Marrakech when the earthquake hit at 11.15pm local time. We evacuated and joined our tour group (of 12) making for open ground (the middle of a large traffic roundabout!) as we had no idea

whether the building was structurally sound or whether some big aftershocks were coming. Like a lot of the locals, we spent the night camping outside. As things calmed down, some of us did go back into the building to retrieve valuables, medication, more clothing and hotel bedding.

Here are a few photos:



Damage to buildings across the road from our hotel



Our outdoor campsite at the start (Jenna at back)



It was a bit disconcerting that the Grim Reaper seemed to be with us as well!



Lots of locals were also camping out for the night



Damage inside the hotel
(I didn't hang around to
take more....)



One of our travel group
being interviewed by
reporters.



While some of us were
taking bedding back to
the hotel.

Behind the scenes

The grande dame of dealing



9716 boards – and a few to spare. That’s how many boards Lesley Chubb will have dealt for this year’s Congress.

Lesley says, “it used to be more. When Congress was in Hamilton and there were night events, then we were dealing about 12, 000 boards.”

Before Lesley can get started on dealing the boards, she has to wait until the programme for the following year is confirmed. “When we were in Hamilton, the programme was generally the same every year, so I could start dealing basically the week I got home. But in Tauranga, they’ve still to settle on a fixed programme. I can make a start as I know we’re going to play teams, and the New Zealand pairs, but the rest of it I’m reliant on waiting for the programme to be confirmed.”

Lesley starts by creating the hands. “They’ve all got file numbers, and I give them names that I understand. I know how many boxes or boards I need for a certain amount of people, I guess I’ve learned this over the years.” When I start dealing and try to deal 20 boxes at a time.” Lesley uses different software to what clubs use, to create the hands. “Arie Geursen (previous Chief Director) was worried that a club might have dealt the same hand or something highly similar. And being a scientist, he developed software built around DNA sequencing. I’m the only one with this software, so it’s highly unlikely that players will have having seen these boards.”

Congress 2023 Dealing Stats	27 files	8,034 boards dealt
	483 boxes	1682 boards to be dealt at congress
	9716 boards	‘spares’ to be confirmed

Lesley took on the role of Congress Manager in 1998, when Congress moved from Rotorua to Hamilton. A role she carried out for 25 years, only this year handing over the job to Terri Logi. Doing double duty, she took on the role of Congress Dealer in 2017.

“Over the past 25 years as Congress Manager and now seven years of dealing I’ve had so much help from family and members of my own club. Last year Kevin Barnes (this year’s Floor Manager) helped along with members of my family. Thank goodness my brother lives with me and my daughter and son in-law live next door. This year I have another member of my club helping load the truck and then driving it over. He will also do the reverse trip at the end of Congress. I’m very grateful for all of the support I’ve received over the years.”

Lesley learnt to play bridge in 1979 at the Te Awamutu Club. A few years later she moved to Hamilton and joined the Waikato club in 1982. She’s been Waikato Club Secretary for 30 years.



Congress Pairs

Place	Pair Names	Session 1	Session 2	Total
1	FELICITY SMYTH - SHEILA BIRD	62.5	60.31	122.81
2	ANDREW PURVES - PAVLA FENWICK	52.62	67.74	120.37
3	JENNA GIBBONS - JULIAN FOSTER	57.08	60.93	118.01
4	MARK HANGARTNER - PAUL HANGARTNER	62.5	54.98	117.48
5	JULIE ATKINSON - PATRICK CARTER	57.69	57.17	114.86
6	MARILYN JACKSON - FRANCES SHEEHY	56.21	57.17	113.37
7	KINGA HAJMASI - CANDICE SMITH	60.58	52.01	112.59
8	SUE SOUTHEN - PAM TIBBLE	57.26	55.07	112.33
9	STEVE BOUGHEY - WILLIAM LIU	62.33	49.13	111.45
10	TREVOR ROBB - LYNNE GEURSEN	56.91	54.02	110.93
11	TIMOTHY SCHUMACHER - DAVID SKIPPER	49.21	59.7	108.92
12	MICHAEL WILCOX - LIZ WILCOX	52.8	56.03	108.83
13	MAX ROBB - BILL MECCHIA	55.42	52.71	108.13
14	WILLIAM VAN BAKEL - MICHAEL BYRNE	62.15	45.28	107.43
15	GARY DUNCAN - DEAN SOLE	53.23	52.36	105.59
16	JANE STEARNS - JENA ROBINSON	48.6	56.82	105.42
17	HARRY SHEPHERD - GREG BUZZARD	50.44	54.63	105.07
18	TRISH DOWNWARD - PETER DOWNWARD	49.04	55.16	104.2
19	TONY JIANG - JULIA ZHU	54.02	49.83	103.85
20	MIKE NEWTON - GILLIAN CORBETT	56.56	46.85	103.41
21	NEIL RUDELL - TANIA BROWN	52.71	50.17	102.88
22	ALAN HAMILTON - JUNE GLENN	50.61	52.01	102.62
23	MURRAY MCMILLAN - MURRAY PHILLIPS	54.9	46.33	101.22
24	GEOFF WHITING - SALLY MURRAY-WHITE	53.15	47.64	100.79
25	PRISCILLA BLOY - NAOMI HANNAH BROWN	51.66	47.81	99.48
26	STEPHEN HENRY - ANNETTE HENRY	44.41	53.76	98.16
26	ANNE M MCGREGOR - ANNETTE FEA	50.87	47.29	98.16
28	GLENIS PALMER - CHRISTINE WILSON	43.44	54.37	97.81
29	OWEN CAMP - ANISIA SHAMI	51.57	45.54	97.12
30	MURAT GENC - ANNE SOMERVILLE	45.19	50.35	95.54
31	PETER RAMSEY - JACK JAMES	49.65	44.67	94.32
32	JEAN-OLIVIER BEGOUIN - ERNIE SUTTON	47.29	44.84	92.13
33	JIM WALLIS - NICOLETTE BARTOLI	43.79	48.16	91.96
34	SETSUKO LICHTNECKER - PEER BACH	51.49	40.21	91.7
35	CAROL DE LUCA - CHRIS BOLLAND	43.79	47.55	91.35
36	MARILYN COPLAND - PATRICIA SCOTT	44.41	46.07	90.47
37	BEVERLEY MORRIS - ALLAN MORRIS	40.38	49.91	90.3
38	ROGER BELL - JOHN MCINTOSH	45.98	43.62	89.6
39	TRACEY LEWIS - GRETA CASEY	37.5	47.81	85.31
40	ALAN DICK - HEINI LUX	50.87	34.35	85.23
41	TONI BARDON - DARSHANI JAYASINGHE	34.79	49.74	84.53
42	ELLEN CURNOW - RAY CURNOW	36.89	46.33	83.22
43	PHILIP NOYE - MARILYN NOYE	34.88	47.81	82.69
44	REBECCA OSBORNE - JANA BOTT	45.8	34.62	80.42
45	ANN MELLINGS - SHERYL CULLENWARD	42.57	37.5	80.07
46	BOB BROWN - SUE BROWN	34.27	43.62	77.88

National Congress Intermediate Pairs Overall


Place	Pair Names	Session 1	Session 2	Total
1	MEGAN WACKROW - CHRIS ANDREWS	63.46	53.98	117.44
2	DEIRDRE OLIVER - ROBIN STEVENSON	55.49	58.38	113.87
3	ROSEMARY HARGREAVES - BEV HURST	56.59	54.4	110.99
4	BEV PENNY - JILLIAN RAMSEY	58.24	52.47	110.71
5	PATRICIA CORSON - EILEEN LEE	54.81	54.4	109.2
6	ELAINE MOIR - JUDITH LAWTON	51.79	55.77	107.55
7	VIVIENNE WILLSON - JOCELYN EVANS	46.43	60.58	107.01
8	MEGAN JOLLY - LEANNE CURRY	50.14	55.77	105.91
9	ELAINE RAYNER - LOIS JONES	57.01	47.66	104.67
10	JULIE DOWNS - FRANCES BALL	52.75	51.51	104.26
11	DEREK MOORES - ERIC DILLON	50.41	53.57	103.98
12	MARK BENDALL - PAUL ROGERS	47.94	55.63	103.57
13	GEORGIA MAHONEY - MARY CHRISTENSEN	47.25	55.77	103.02
14	RUTH SWEATMAN - KAY WRIGHT	53.16	49.04	102.2
15	SUE SOLOMONS - CRAIG SHANNAHAN	54.95	46.7	101.65
16	JACKIE BLUE - DEIDRE GUNN	53.71	45.6	99.31
17	JANICE SIMPSON - ERIC BURNIE	49.86	49.31	99.18
18	JOAN LLOYD - JUDITH WALDVOGEL	43.54	55.49	99.04
18	WALT CRAWSHAW - LIZ CRAWSHAW	49.18	49.86	99.04
20	GAYLENE CUMPSTONE - WILMA BUTCHER	52.88	44.37	97.25
21	ARTHUR MANN - BETH MANN	46.57	50.27	96.84
22	BRIDGET MCCAUGHAN - SONYA ADAMS	54.95	41.21	96.15
23	PAMELA BURGE - SYLVIA LEE	40.93	54.26	95.19
24	MARILYNN HILL - JOCELYN BOGUE	44.78	49.86	94.64
25	GRAHAM ANDERSON - BERNADETTE ADDY	47.53	46.29	93.82
26	RON BAKER - ROB STEWART	41.48	50.82	92.31
27	NELLIE ARTS - ANGELA SIGNAL	48.63	40.25	88.87
28	NANDY COSTA - BETH KINGSLEY	41.48	43.82	85.3
29	LAUREN LEHNDORF - KAREN LAW	42.99	39.29	82.28
30	FLO NIELD - EMMA BROWN	41.07	33.65	74.73



NZ Open Pairs - Final

Results after 27 rounds


Place	Result	%	Pair Name
1	878.7	0.5763	MICHAEL CORNELL - ASHLEY BACH (28)
2	855.3	0.5691	KATHY KER - ANTHONY KER (27)
3	845.8	0.5679	IAN BERRINGTON - GRAEME TUFFNELL (25)
4	839	0.5735	BLAIR FISHER - GEORGE MASTERS (19)
5	834.3	0.5784	BARRY JONES - JENNY MILLINGTON (15)
6	805.9	0.5487	GEO TISLEVOLL - LEON MEIER (20)
7	795.9	0.5312	TOM JACOB - BRIAN MACE (26)
8	776.8	0.5232	MIKE DOECKE - ADAM KAPLAN (23)
9	776.8	0.5313	JO SIMPSON - SAM SIMPSON (18)
10	767.8	0.5436	WILL WATSON - GEESKE JOEL (7)
11	746.7	0.5128	JOHN PATTERSON - KATE DAVIES (16)
12	738.6	0.5212	ALAN GRANT - ANNE-MARIE RUSSELL (9)
13	735.5	0.5099	KATHY YULE - ELIZABETH FISHER (14)
14	726.3	0.4907	MALCOLM MAYER - RACHELLE PELKMAN (21)
15	720.8	0.5025	JEFF TRAVIS - JON HUNT (11)
17	705.7	0.4724	JAMES COUTTS - LIAM MILNE (24)
16	705.7	0.5016	RUSSELL WILSON - RUSSELL DIVE (2)
18	700.3	0.4936	XIAO LIU - SHI ZENG (10)
19	697.1	0.4948	SIMON HINGE - MICHAEL WARE (3)
20	694.5	0.4837	SAMUEL COUTTS - BRAD JOHNSTON (12)
21	673.8	0.4665	BOB HURLEY - KAREN HARRIS (13)
22	652	0.4644	GWYNETH MACE - STEPH JACOB (1)
23	641.8	0.4362	COLIN CARRYER - SANDRA CALVERT (17)
24	634	0.449	KATE TERRY - JUDY PAWSON (5)
25	627.6	0.4203	MICHAEL JOHNSTONE - PAULA GREGORY (22)
26	605.2	0.428	STEVE GRAY - LINDSEY GUY (6)
27	580.1	0.4108	JANE LENNON - MAX MORRISON (4)
28	569.5	0.4022	PAMELA MARSLAND - MIKE DUNN (8)



View of a Mosque in the central square from where we had dinner that night.



The same Mosque the next morning.



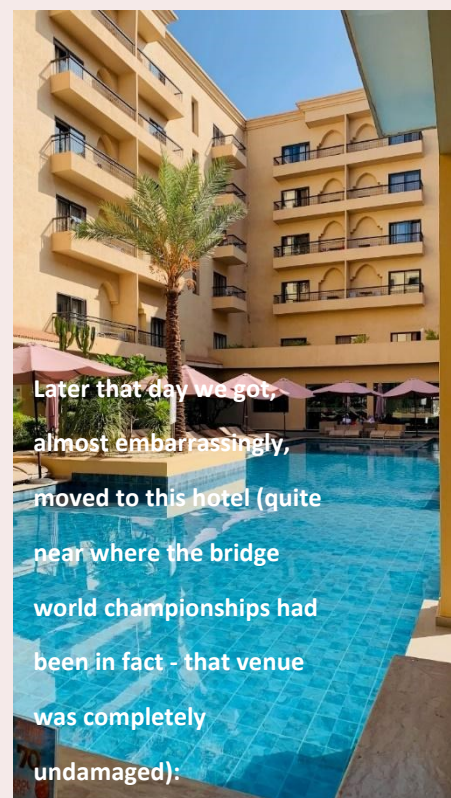
To find breakfast being set up and this guy casually sweeping up rubble as if nothing had happened

night.

NZ Open Pairs - Plate

Results after 27 rounds

Place	Result	%	Pair Name
1	916.2	0.6047	GARY CHEN - JOHN WANG (28)
2	882.8	0.6111	JENNA GIBBONS - JULIAN FOSTER (8)
3	878.4	0.5897	JUNE LEI - JETER LIU (17)
4	834.1	0.5541	BRIAN SENIOR - NIGEL BIRD (23)
5	819.4	0.5477	ANDREW PURVES - PAVLA FENWICK (16)
6	799.6	0.5321	GEORGE SUN - ALICE YOUNG (18)
7	797.2	0.5385	BRETT GLASS - GARY FOIDL (12)
8	792.3	0.5199	HERMAN YUAN - JEFFREY CHANG (26)
9	779.7	0.515	HUGH GROSVENOR - TANIA LLOYD (24)
10	767.1	0.5064	FELICITY SMYTH - SHEILA BIRD (22)
11	766.8	0.5085	GRANT JARVIS - JAN CORMACK (19)
12	764.9	0.5128	PREM SOUNDNANAYAGAM - JEREMY FRASER-HOSKIN (14)
13	751.4	0.515	LINDSAY GLOVER - MOSS WYLIE (10)
14	749.7	0.5078	PATRICK D'ARCY - GRAEME NORMAN (11)
15	749.6	0.4943	FIONA TEMPLE - JOHN KRUIGNER (20)
16	738.5	0.5135	JOHANNA PERFECT - HAMISH BROWN (5)
17	734	0.5228	BRUCE INGLIS - ALAN CURRIE (2)
18	714.7	0.4694	RICHARD SOLOMON - ANNA KALMA (21)
19	706.5	0.4587	NEIL STUCKEY - BARRY PALMER (27)
20	691	0.458	JAN WHYTE - ANNE GORDON (15)
21	679.3	0.4523	PETER MCCASKILL - JEFF THOMPSON (13)
22	673.3	0.4359	MARCUS DUDLEY - JOHN DAVIDSON (25)
23	666	0.4744	MARK HANGARTNER - PAUL HANGARTNER (1)
24	657.2	0.4537	DEBBIE MCLEOD - BRIAN CLEAVER (7)
25	643.8	0.4409	IAN SOUTHEN - KELVIN TIBBLE (9)
26	622.7	0.4295	JOHN BUCKLETON - DOUGLAS RUSSELL (6)
27	607.2	0.4231	KATHRYN TENNANT - HAYDEN SEAL (3)
28	592.1	0.4103	TOBY GORDON - EDWARD ROGGEVEEN (4)



Earthquake in Marrakech


We were ultimately very fortunate in many ways:

- We had been in the Atlas mountains (near the epicentre) for the previous 2 days.
- We had driven through the mountains to Marrakech that very morning.
- The hotel building ultimately proved sound and the power and wifi stayed on so we still had communications.
- We were right at the end of our travels.
- There was no damage to the rail line so our travel plans home (train to Casablanca and a flight from there) were unaffected.

While there were some building collapses and deaths in Marrakech, the far bigger tragedy was in the Atlas Mountains to the south-west where many villages were almost completely destroyed and thousands of people lost their lives.

The flooding in Libya shortly afterwards pushed this earthquake out of the news somewhat but one can only hope Morocco will get the international aid it will need. There are many ways to donate.

Julian Foster



One of the winning junior pairs leaders



Also winning junior pairs leaders - please let us know names!